


EDGEBANDING / LAMINATES


(lm) indicates matching laminate if available
(prlm) indicates premium laminate available at an upcharge

SOLIDS

GRADE 1



eb: ANTIQUE WHITE C100046
lm: SAIL WHITE 463-58



eb: DESIGNER WHITE C100079
lm: DESIGNER WHITE D354-60



eb: WALLABY C200181
lm: WALLABY D439-60



eb: PUTTY C200113
lm: PUTTY 1503-60



eb: NATURAL ALMOND C200008
lm: NATURAL ALMOND D30-60



eb: LIGHT BEIGE C100088
lm: LIGHT BEIGE 1531-60




eb: CABINET WHITE C200281
lm: NATURAL ALMOND D30-60



eb: LIGHT TONE C600028



eb: BEIGE C200063
lm: BEIGE 1530-60



eb: PEBBLE C200007
lm: PORCELAIN 466-58



eb: LIGHT GREY C600027



eb: PEPPERDUST C600061
lm: PEPPERDUST D327-60



eb: INNERTONE LIGHT C600146
lm: HEATHER BLUSH 15005-60



eb: SHADOW C400051
lm: SHADOW D96-60



eb: INNERTONE C600026
lm: SAND DRIFT 10626-60



eb: MEDIUM TONE C400446
lm: SLATE GREY D91-60




eb: GREY C600064
lm: GREY 1500-60



eb: FASHION GREY C600254
lm: FOLKSTONE 927-58




eb: FOG C600257
lm: FOG 961-58



eb: SMOKE C600244



eb: NORTH SEA C600202
lm: NORTH SEA D90-60



eb: SLATE GREY C600005
lm: SLATE GREY D91-60



eb: BLACK C600001
lm: BLACK 1595-60

WOOD GRAINS

GRADE 1



eb: HARDROCK MAPLE CP20332
lm: HARDROCK MAPLE 86992-58



eb: MANITOBA MAPLE CP20016
lm: MANITOBA MAPLE 7911-60



eb: NATURAL MAPLE CP20242
lm: NATURAL MAPLE 756-58



eb: FUSION MAPLE CP20564
lm: FUSION MAPLE 7909-60




eb: KENSINGTON MAPLE CP20046
lm: KENSINGTON MAPLE 10776-60



eb: AMBER MAPLE CP20005
lm: AMBER MAPLE 7012-58



eb: MONTICELLO MAPLE CP40073
lm: MONTICELLO MAPLE 7925-38



eb: HARVEST MAPLE CP40649
lm: HARVEST MAPLE 7953-38




eb: FONTHILL PEAR CP20234
lm: FONTHILL PEAR 10745-60



* eb: NATURAL PEAR CP40065
lm: NATURAL PEAR 7061-60



eb: SOLAR OAK CP40003
lm: SOLAR OAK 7816-60



eb: PECAN WOODLINE CP20826
lm: PECAN WOODLINE 5883-38



eb: BRAZIL WOOD CP20118
lm: BRAZIL WOOD 7946-38



eb: NATURAL TEAK CP40896
lm: NATURAL TEAK 8849-58



eb: VIOLIN FIGURED CHERRY CP30069
lm: VIOLIN FIGURED ANNIGRE 7285-58




eb: HUNTINGTON MAPLE CP40603
lm: HUNTINGTON MAPLE 7929-38



eb: WILD CHERRY CP40071
lm: WILD CHERRY 7054-60



eb: BLEACHED LEGNO CP40897
lm: BLEACHED LEGNO 8845-58




* eb: FIGURED MAHOGANY CP40016
lm: FIGURED MAHOGANY 7040A-60

WOOD GRAINS

GRADE 2



eb: AMBER CHERRY CP40097
prlm: AMBER CHERRY 7919K-78




eb: SHAKER CHERRY CP40821
prlm: SHAKER CHERRY 7935K-07




eb: MONTANA WALNUT CP40613
prlm: MONTANA WALNUT 7110K-78




eb: HAMPTON WALNUT CP40819
prlm: HAMPTON WALNUT 7959K-78




eb: COLOMBIAN WALNUT CP40417
prlm: COLUMBIAN WALNUT 7943K-07



eb: COCOBALA CP40416
prlm: COCOBALA 7942K-07




eb: WILLIAMSBURG CHERRY CP40108
prlm: WILLIAMSBURG CHERRY 7936K-07



eb: BILTMORE CHERRY CP40621
prlm: BILTMORE CHERRY 7924K-07




eb: WINDSOR MAHOGANY CP30079
prlm: WINDSOR MAHOGANY 7039K-78



*eb: BRIGHTON WALNUT CP40223
prlm: BRIGHTON WALNUT 7922K-07



eb: ASIAN NIGHT CP60107
prlm: ASIAN NIGHT 7949K-18



eb: CAFFELLE CP40230
prlm: CAFFELLE 7933K-07

* If Grade 2 laminate is NOT listed, it needs to be quoted.

RACEWAY



INNER TONE LIGHT



MEDIUM TONE



BLACK UMBER

PAINT - Grade 1



SOFT WHITE



METALLIC SILVER



INNER TONE LIGHT



MEDIUM TONE



BLACK UMBER

PAINT - Grade 2



BRILLIANT WHITE
*This HON & Allsteel
standard replaces
Designer White



JUST TAN



LIGHT TONE



LIGHT GREY



INNERTONE



SLATE GREY



DARK TONE

NOTE: All colors shown are printed representations. Actual colors may vary slightly from this chart.
* Express + Edgeband - may have 7-10 day lead time.